

Format of holding of specified securities

Annexure - I

- 1 **Name of Listed Entity : GENUS PAPER & BOARDS LTD.**
- 2 Scrip Code/Name of Scrip/Class of Security :
- 3 Share Holding Pattern Filed under: Reg. 31(1) ( b ) : **Quarter Ended 30/09/2018**
- 4 Declaration:

	Particulars	Yes	No
1	Whether the Listed Entity has issued any partly paid up shares		NO
2	Whether the Listed Entity has issued any Convertible Securities or Warrants?		NO
3	Whether the Listed Entity has any shares against which depository receipt are issued?		NO
4	Whether the Listed Entity has any shares in locked-in?		NO
5	Whether any shares held by promoters are pledge or otherwise encumbered?	YES	

- 5 The tabular format for disclosure of holding of specified securities is as follows:-






Table I - Summary Statement holding of specified securities

Category (I)	Category of shareholder (II)	Nos. of shareholders (III)	No. of fully paid-up equity shares held (IV)	No. of partly paid-up equity shares held (V)	No. of shares underlying Depository Receipt (VI)	Total nos. shares held (VII) = (IV)+(V)+(VI)	Shareholding as a % of total no. of shares (calculated as per SCRR, 1957) (VIII) As a % of (A+B+C2)	Number of Voting Rights held in each class of securities (IX)			No. of Shares Underlying convertible securities (Including Warrants) (X)	Shareholding as a % assuming full conversion of convertible securities (as a percentage of diluted share capital) (XI)=(VII)+(X) as a % of (A+B+C)	Number of Locked in shares (XII)		Number of Shares pledged or otherwise encumbered (XIII)		Number of equity shares held in dematerialized form (XIV)	
								No. of Voting Rights					Total as a % of (A+B+C)	No. (a)	As a % of total Shares held (b)	No. (a)		As a % of total Shares held (b)
								Class eg:x	Class eg:y	Total								
(A)	Promoter & Promoter Group	42	129806956	0	0	129806956	50.484	129806956	0	129806956	50.484	0	50.484	0	0.000	3300000	2.542	129806956
(B)	Public	19619	127318984	0	0	127318984	49.516	127318984	0	127318984	49.516	0	49.516	0	0.000	0	0.000	124116309
(C)	Non Promoter - Non Public																	
(C1)	Shares underlying DRs																	
(C2)	Shares held by Employee Trusts																	
	<b>TOTAL</b>	<b>19661</b>	<b>257125940</b>	<b>0</b>		<b>257125940</b>	<b>100.000</b>	<b>257125940</b>	<b>0</b>	<b>257125940</b>	<b>100.000</b>	<b>0</b>	<b>100.000</b>	<b>0</b>	<b>0.000</b>	<b>3300000</b>	<b>2.542</b>	<b>253923265</b>




**Table II - Statement showing shareholding pattern of the Promoter and Promoter Group**

(1)	Category & Name of shareholders (I)	PAN (II)	Nos. of shareholders (III)	No. of fully paid-up equity shares held (IV)	No. of partly paid-up equity shares held (V)	Nos. of shares underlying Depository Receipt (VI)	Total nos. shares held (VII) = (IV)+(V)+(VI)	Shareholding % calculated as per SCRR, 1957 As a % of (A+B+C2) (VIII)	Number of Voting Rights held in each class of securities (IX)			No. of Shares Underlying Outstanding convertible securities (including Warrants) (X)	Shareholding as a % assuming full conversion of convertible securities (as a percentage of diluted share capital) (XI) = (VII)+(X) as a % of	Number of Locked in shares (XII)		Number of Shares pledged or otherwise encumbered (XIII)		Number of equity shares held in dematerialized form (XIV)	
									No. of Voting Rights					Total as a % of Total Voting rights	No. (a)	As a % of total Shares held (b)	No. (a)		As a % of total Shares held (b)
									Class x	Class y	Total								
	Indian		0	0	0	0	0	0.000	0	0	0	0.000	0	0.000	0	0.000	0	0	
(a)	Individuals/Hindu undivided Family		32	69195729	0	0	69195729	26.911	69195729	0	69195729	26.911	0	0.000	3300000	4.769	69195729		
	AMIT AGARWAL	AAHHA3105R	0	146150	0	0	146150	0.057	146150	0	146150	0.057	0	0.000	0	0.000	146150		
	AMIT KUMAR AGARWAL	AAEPA0295K	0	3416076	0	0	3416076	1.329	3416076	0	3416076	1.329	0	0.000	0	0.000	3416076		
	AMRIT LAL TODI	AACPT5169K	0	3206000	0	0	3206000	1.247	3206000	0	3206000	1.247	0	0.000	3206000	100.000	3206000		
	AMRIT LAL TODI	AAAHA1111N	0	1704500	0	0	1704500	0.663	1704500	0	1704500	0.663	0	0.000	94000	5.515	1704500		
	ANAND TODI	ACFPT1922M	0	2991870	0	0	2991870	1.164	2991870	0	2991870	1.164	0	0.000	0	0.000	2991870		
	ANAND TODI	AAGHP8559M	0	759400	0	0	759400	0.295	759400	0	759400	0.295	0	0.000	0	0.000	759400		
	ANAND TODI	AAFHA9843L	0	398000	0	0	398000	0.155	398000	0	398000	0.155	0	0.000	0	0.000	398000		
	ANJU AGARWAL	AFYPA3255J	0	152841	0	0	152841	0.059	152841	0	152841	0.059	0	0.000	0	0.000	152841		
	ASHUTOSH TODI	AFLPT6204M	0	114000	0	0	114000	0.044	114000	0	114000	0.044	0	0.000	0	0.000	114000		
	BALDEV KUMAR AGARWAL	AAEPA0294J	0	508000	0	0	508000	0.198	508000	0	508000	0.198	0	0.000	0	0.000	508000		
	BALDEV KUMAR AGARWAL	AAAHB0975P	0	1520000	0	0	1520000	0.591	1520000	0	1520000	0.591	0	0.000	0	0.000	1520000		
	BANWARI LAL TODI	ACFPT1934R	0	3660160	0	0	3660160	1.423	3660160	0	3660160	1.423	0	0.000	0	0.000	3660160		
	BANWARI LAL TODI	AAEHB9477J	0	309280	0	0	309280	0.120	309280	0	309280	0.120	0	0.000	0	0.000	309280		
	HIMANSHU AGRAWAL	ADNPA8872A	0	6508136	0	0	6508136	2.531	6508136	0	6508136	2.531	0	0.000	0	0.000	6508136		
	ISHWAR CHAND AGARWAL	AJCPA9438P	0	10329447	0	0	10329447	4.017	10329447	0	10329447	4.017	0	0.000	0	0.000	10329447		
	ISHWAR CHAND AGARWAL	AAAH5398K	0	402920	0	0	402920	0.157	402920	0	402920	0.157	0	0.000	0	0.000	402920		
	JITENDRA AGARWAL	ADNPA7731Q	0	3394809	0	0	3394809	1.320	3394809	0	3394809	1.320	0	0.000	0	0.000	3394809		
	KAILASH CHANDRA AGARWAL	ADNPA7732P	0	13298356	0	0	13298356	5.172	13298356	0	13298356	5.172	0	0.000	0	0.000	13298356		
	KAILASH CHANDRA AGARWAL	AAGHK7907L	0	1245600	0	0	1245600	0.484	1245600	0	1245600	0.484	0	0.000	0	0.000	1245600		
	MANJU DEVI TODI	ADLPT1491N	0	374040	0	0	374040	0.145	374040	0	374040	0.145	0	0.000	0	0.000	374040		
	MONISHA AGARWAL	ADJPA5433D	0	1590391	0	0	1590391	0.619	1590391	0	1590391	0.619	0	0.000	0	0.000	1590391		
	NARAYAN PRASAD TODI	AABHT1144F	0	1279000	0	0	1279000	0.497	1279000	0	1279000	0.497	0	0.000	0	0.000	1279000		
	NARAYAN PRASAD TODI	AACPT5171H	0	1203600	0	0	1203600	0.468	1203600	0	1203600	0.468	0	0.000	0	0.000	1203600		
	PARUL AGARWAL	ADIPA6856B	0	807000	0	0	807000	0.314	807000	0	807000	0.314	0	0.000	0	0.000	807000		
	PHOOS RAJ TODI	30-527-PX-5406	0	668000	0	0	668000	0.260	668000	0	668000	0.260	0	0.000	0	0.000	668000		
	RAJENDRA AGARWAL	ADSPA6452D	0	3307133	0	0	3307133	1.286	3307133	0	3307133	1.286	0	0.000	0	0.000	3307133		
	RAJENDRA KUMAR AGARWAL	AAKHR2259G	0	432000	0	0	432000	0.168	432000	0	432000	0.168	0	0.000	0	0.000	432000		
	RUBAL TODI	ABZPT2587M	0	904400	0	0	904400	0.352	904400	0	904400	0.352	0	0.000	0	0.000	904400		
	SEEMA TODI	ADLPT8058K	0	820600	0	0	820600	0.319	820600	0	820600	0.319	0	0.000	0	0.000	820600		
	SHANTI DEVI AGARWAL	AAEPA0292Q	0	1610000	0	0	1610000	0.626	1610000	0	1610000	0.626	0	0.000	0	0.000	1610000		
	SHARDA TODI	AFKPT4981N	0	1383000	0	0	1383000	0.538	1383000	0	1383000	0.538	0	0.000	0	0.000	1383000		
	SIMPLE AGARWAL	AAEPA0293R	0	751020	0	0	751020	0.292	751020	0	751020	0.292	0	0.000	0	0.000	751020		
(b)	Central Government/State Government(s)		0	0	0	0	0	0.000	0	0	0	0.000	0	0.000	0	0.000	0	0	
(c)	Financial Institutions/Banks		0	0	0	0	0	0.000	0	0	0	0.000	0	0.000	0	0.000	0	0	
(d)	Any Other		0	0	0	0	0	0.000	0	0	0	0.000	0	0.000	0	0.000	0	0	
(e)	Bodies Corporate		10	60611227	0	0	60611227	23.573	60611227	0	60611227	23.573	0	0.000	0	0.000	60611227		
	CRG TRADING AND FINVEST (P) LTD.	AABCC7476J	0	3750210	0	0	3750210	1.459	3750210	0	3750210	1.459	0	0.000	0	0.000	3750210		




	GENUS INNOVATION LIMITED	AACCG4460D	0	4769600	0	0	4769600	1.855	4769600	0	4769600	1.855	0	1.855	0	0.000	0	0.000	4769600
	GENUS INTERNATIONAL COMMODITIES LIMITED	AABCG9647F	0	4205000	0	0	4205000	1.635	4205000	0	4205000	1.635	0	1.635	0	0.000	0	0.000	4205000
	GENUS POWER INFRASTRUCTURES LIMITED	AACCG1218P	0	500000	0	0	500000	0.194	500000	0	500000	0.194	0	0.194	0	0.000	0	0.000	500000
	HI - PRINT ELECTROMACK PRIVATE LIMITED	AABCH3417Q	0	5574300	0	0	5574300	2.168	5574300	0	5574300	2.168	0	2.168	0	0.000	0	0.000	5574300
	IC FINANCE PRIVATE LTD	AABCI0210Q	0	112800	0	0	112800	0.044	112800	0	112800	0.044	0	0.044	0	0.000	0	0.000	112800
	KAILASH COAL AND COKE COMPANY LIMITED	AADCK2014Q	0	7926000	0	0	7926000	3.083	7926000	0	7926000	3.083	0	3.083	0	0.000	0	0.000	7926000
	KAILASH INDUSTRIES LIMITED	AACCK0247L	0	9961560	0	0	9961560	3.874	9961560	0	9961560	3.874	0	3.874	0	0.000	0	0.000	9961560
	KAILASH VIDYUT AND ISPAT LIMITED	AACCG8585B	0	75000	0	0	75000	0.029	75000	0	75000	0.029	0	0.029	0	0.000	0	0.000	75000
	VIVEKSHIL DEALERS PVT. LTD.	AAACV9626L	0	23736757	0	0	23736757	9.232	23736757	0	23736757	9.232	0	9.232	0	0.000	0	0.000	23736757
	Trusts		0	0	0	0	0	0.000	0	0	0	0.000	0	0.000	0	0.000	0	0.000	0
	Clearing Members		0	0	0	0	0	0.000	0	0	0	0.000	0	0.000	0	0.000	0	0.000	0
	Sub-Total (A)(1)		42	129806956	0	0	129806956	50.484	129806956	0	129806956	50.484	0	50.484	0	0.000	3300000	2.542	129806956
(2)	Foreign		0	0	0	0	0	0.000	0	0	0	0.000	0	0.000	0	0.000	0	0.000	0
	Individuals (Non-Resident Individuals/Foreign Individuals)		0	0	0	0	0	0.000	0	0	0	0.000	0	0.000	0	0.000	0	0.000	0
(a)	Government		0	0	0	0	0	0.000	0	0	0	0.000	0	0.000	0	0.000	0	0.000	0
(b)	Institutions		0	0	0	0	0	0.000	0	0	0	0.000	0	0.000	0	0.000	0	0.000	0
(c)	Foreign Portfolio Investor		0	0	0	0	0	0.000	0	0	0	0.000	0	0.000	0	0.000	0	0.000	0
(d)	Any Other		0	0	0	0	0	0.000	0	0	0	0.000	0	0.000	0	0.000	0	0.000	0
(e)	OCBs		0	0	0	0	0	0.000	0	0	0	0.000	0	0.000	0	0.000	0	0.000	0
	Sub-Total (A)(2)		0	0	0	0	0	0.000	0	0	0	0.000	0	0.000	0	0.000	0	0.000	0
	Total Shareholding of Promoter and Promoter Group (A)=(A)(1)+(A)(2)		42	129806956	0	0	129806956	50.484	129806956	0	129806956	50.484	0	50.484	0	0.000	3300000	2.542	129806956



**Table III - Statement showing shareholding pattern of the Public shareholder**

	Category & Name of shareholders (I)	PAN (II)	Nos. of shareholders (III)	No. of fully paid-up equity shares held (IV)	No. of partly paid-up equity shares held (V)	Nos. of shares underlying Depository Receipt (VI)	Total nos. shares held (VII) = (IV)+(V)+(VI)	Shareholding % calculated as per SCRR, 1957 As a % of (A+B+C2) (VIII)	Number of Voting Rights held in each class of securities (IX)				No. of Shares Underlying Outstanding convertible securities (Including Warrants) (X)	Shareholding as a % assuming full conversion of convertible securities (as a percentage of diluted share capital) (XI) = (VII)+(X) as a % of (A+B+C)	Number of Locked in shares (XII)		Number of Shares pledged or otherwise encumbered		Number of equity shares held in dematerialized form (XIV)	
									No. of Voting Rights			Total as a % of Total Voting rights			No. (a)	As a % of total Shares held (b)	No. (a)	As a % of total Shares held (b)		
									Class x	Class y	Total									
(1)	Institutions		0	0	0	0	0	0.000	0	0	0	0.000	0	0.000	0	0.000	0	0.000	0	0
(a)	Mutual Funds		6	99000	0	0	99000	0.039	99000	0	99000	0.039	0	0.039	0	0.000	0	0.000	0	0
	Venture Capital Funds		0	0	0	0	0	0.000	0	0	0	0.000	0	0.000	0	0.000	0	0.000	0	0
(b)	Funds		0	0	0	0	0	0.000	0	0	0	0.000	0	0.000	0	0.000	0	0.000	0	0
(c)	Alternate Investment Funds		0	0	0	0	0	0.000	0	0	0	0.000	0	0.000	0	0.000	0	0.000	0	0
(d)	Foreign Venture Capital Investors		1	43000	0	0	43000	0.017	43000	0	43000	0.017	0	0.017	0	0.000	0	0.000	0	0
(e)	Foreign Portfolio Investors		2	93110	0	0	93110	0.036	93110	0	93110	0.036	0	0.036	0	0.000	0	0.000	0	93110
(f)	Financial Institutions/Banks		5	75707	0	0	75707	0.029	75707	0	75707	0.029	0	0.029	0	0.000	0	0.000	0	71707
(g)	Insurance Companies		0	0	0	0	0	0.000	0	0	0	0.000	0	0.000	0	0.000	0	0.000	0	0
(h)	Provident Funds/Pension Funds		0	0	0	0	0	0.000	0	0	0	0.000	0	0.000	0	0.000	0	0.000	0	0
(i)	Any Other		0	0	0	0	0	0.000	0	0	0	0.000	0	0.000	0	0.000	0	0.000	0	0
	Foreign Institutional Investors		0	0	0	0	0	0.000	0	0	0	0.000	0	0.000	0	0.000	0	0.000	0	0
	QFI - Corporate		0	0	0	0	0	0.000	0	0	0	0.000	0	0.000	0	0.000	0	0.000	0	0
	Sub-Total (B)(1)		14	310817	0	0	310817	0.121	310817	0	310817	0.121	0	0.121	0	0.000	0	0.000	0	164817
(2)	Central Government/State Government(s)/President of India		0	0	0	0	0	0.000	0	0	0	0.000	0	0.000	0	0.000	0	0.000	0	0
	Sub-Total (B)(2)		0	0	0	0	0	0.000	0	0	0	0.000	0	0.000	0	0.000	0	0.000	0	0
(3)	Non-Institutions		0	0	0	0	0	0.000	0	0	0	0.000	0	0.000	0	0.000	0	0.000	0	0
(a)	Individuals		0	0	0	0	0	0.000	0	0	0	0.000	0	0.000	0	0.000	0	0.000	0	0
	i) Individual shareholders holding nominal share capital up to Rs.2 Lakhs.		18776	40736648	0	0	40736648	15.843	40736648	0	40736648	15.843	0	15.843	0	0.000	0	0.000	0	38672973
	ii) Individual shareholders holding nominal share capital in excess of Rs.2 Lakhs.		19	60754418	0	0	60754418	23.628	60754418	0	60754418	23.628	0	23.628	0	0.000	0	0.000	0	60754418
	VIKAS KOTHARI	AABTG8827E	0	47543850	0	0	47543850	18.490	47543850	0	47543850	18.490	0	18.490	0	0.000	0	0.000	0	47543850
	NBFCs registered with RBI		0	0	0	0	0	0.000	0	0	0	0.000	0	0.000	0	0.000	0	0.000	0	0
(c)	Employee trusts		0	0	0	0	0	0.000	0	0	0	0.000	0	0.000	0	0.000	0	0.000	0	0



	Overseas Depositors (holding DRs)(balancing figure)	0	0	0	0	0	0.000	0	0	0	0.000	0	0.000	0	0.000	0	0.000	0
(d)	Any Other	0	0	0	0	0	0.000	0	0	0	0.000	0	0.000	0	0.000	0	0.000	0
(e)	Bodies Corporate	189	13434674	0	0	13434674	5.225	13434674	0	13434674	5.225	0	5.225	0	0.000	0	0.000	13414674
	QFI - Individual	0	0	0	0	0	0.000	0	0	0	0.000	0	0.000	0	0.000	0	0.000	0
	NRI - Repatriable	295	8371102	0	0	8371102	3.256	8371102	0	8371102	3.256	0	3.256	0	0.000	0	0.000	8371102
	RAJESH BOTHRA	AJMPB6407F	0	6150600	0	0	6150600	2.392	0	6150600	2.392	0	2.392	0	0.000	0	0.000	6150600
	NRI - Non-Repatriable	170	1416962	0	0	1416962	0.551	1416962	0	1416962	0.551	0	0.551	0	0.000	0	0.000	443962
	OCBs	0	0	0	0	0	0.000	0	0	0	0.000	0	0.000	0	0.000	0	0.000	0
	Trusts	0	0	0	0	0	0.000	0	0	0	0.000	0	0.000	0	0.000	0	0.000	0
	Clearing Memembers	156	2294363	0	0	2294363	0.892	2294363	0	2294363	0.892	0	0.892	0	0.000	0	0.000	2294363
	IEPF Authority	0	0	0	0	0	0.000	0	0	0	0.000	0	0.000	0	0.000	0	0.000	0
	Sub-Total (B)(3)	19605	127008167	0	0	127008167	49.395	127008167	0	127008167	49.395	0	49.395	0	0.000	0	0.000	123951492
	Total Public Shareholding (B)=(B)(1)+(B)(2)+(B)(3)	19619	127318984	0	0	127318984	49.516	127318984	0	127318984	49.516	0	49.516	0	0.000	0	0.000	124116309




Table IV - Statement showing shareholding pattern of the Non Promoter - Non Public shareholder

	Category & Name of shareholders (I)	PAN (II)	Nos. of shareholders (III)	No. of fully paid-up equity shares held (IV)	No. of partly paid-up equity shares held (V)	Nos. of shares underlying Depository Receipt (VI)	Total nos. shares held (VII) = (IV)+(V)+(VI)	Shareholding % calculated as per SCRR, 1957 As a % of (A+B+C2) (VIII)	Number of Voting Rights held in each class of securities (IX)			No. of Shares Underlying Outstanding convertible securities (Including Warrants) (X)	Shareholding as a % assuming full conversion of convertible securities (as a percentage of diluted share capital) (XI) = (VII)+(X) as a % of (A+B+C)	Number of Locked in shares (XII)		Number of Shares pledged or otherwise encumbered (XIII)		Number of equity shares held in dematerialized form (XIV)	
									No. of Voting Rights					Total as a % of Total Voting rights	No. (a)	As a % of total Shares held (b)	No. (a)		As a % of total Shares held (b)
									Class x	Class y	Total								
(1)	Custodian.DR Holder																		
(2)	Employee Benefit Trust (under SEBI (share based Employee Benefit) Regulations, 2014																		
	<b>Total Non-Promoter - Non-Public Shareholding (C)=(C)(1)+(C)(2)</b>																		

